

## East Hampshire Playing Pitch Strategy: Appendix D Rugby - Assessment of Needs (Stages B & C)

### 1. Introduction

This appendix to the East Hampshire Playing Pitch Strategy 2018-2028 details the current picture of facility supply and demand for the playing pitch sport of **rugby union** - at individual sites, in each of the four planning sub-areas and across the district as whole.

It also sets out how this current picture of provision is likely to change over the next ten years to 2028. The likely future picture of provision is assessed based on potential changes in supply (both committed and planned projects within the district and its travel catchment), forecast changes in the resident population informed by the targets for new housing in the District Council's Joint Core Strategy, national trends in participation and the development aspirations of the clubs based in the district.

The policies, development programmes and investment priorities of the national governing body for the sport will also influence the future picture of facility supply and demand for the sport in East Hampshire. These are summarised in Section 2 below.

The final section brings together the information on supply and demand in the district and draws conclusions as to the adequacy or otherwise of the existing supply to accommodate current demand (both from within the district or, if relevant, displaced demand from neighbouring local authority areas). Conclusions are also drawn as to the likely facility needs for this playing pitch sport in the sub areas and district-wide by 2028.

### 2. Rugby Football Union Facilities Strategy 2013-2017

The Rugby Football Union (RFU) adopted a national facilities strategy in 2013 which sets out the following national investment priorities:

**There is a continuing need to invest in community club facilities, in order to:**

- Create a platform for growth in club rugby participation and membership, especially with a view to exploiting the opportunities afforded by RWC 2015\*
- Ensure the effectiveness and efficiency of rugby clubs, through supporting not only their playing activity but also their capacity to generate revenue through a diverse range of activities and partnerships

**The priorities for investment which have met the needs of the game for the previous period remain valid:**

- Increase the provision of integrated changing facilities that are child- friendly and can sustain concurrent male and female activity at the club
- Improve the quality and quantity of natural turf pitches (this includes support for enhanced pitch maintenance programmes)
- Improve the quality and quantity of floodlighting
- Increase the provision of artificial grass pitches that deliver wider game development outcomes

**It is also a high priority for the RFU to target investment in:**

- Social, community and catering facilities, which can support diversification and the generation of additional revenues
- Facility upgrades, which result in an increase in energy-efficiency, in order to reduce the running costs of clubs
- Pitch furniture, including quality rugby posts and pads

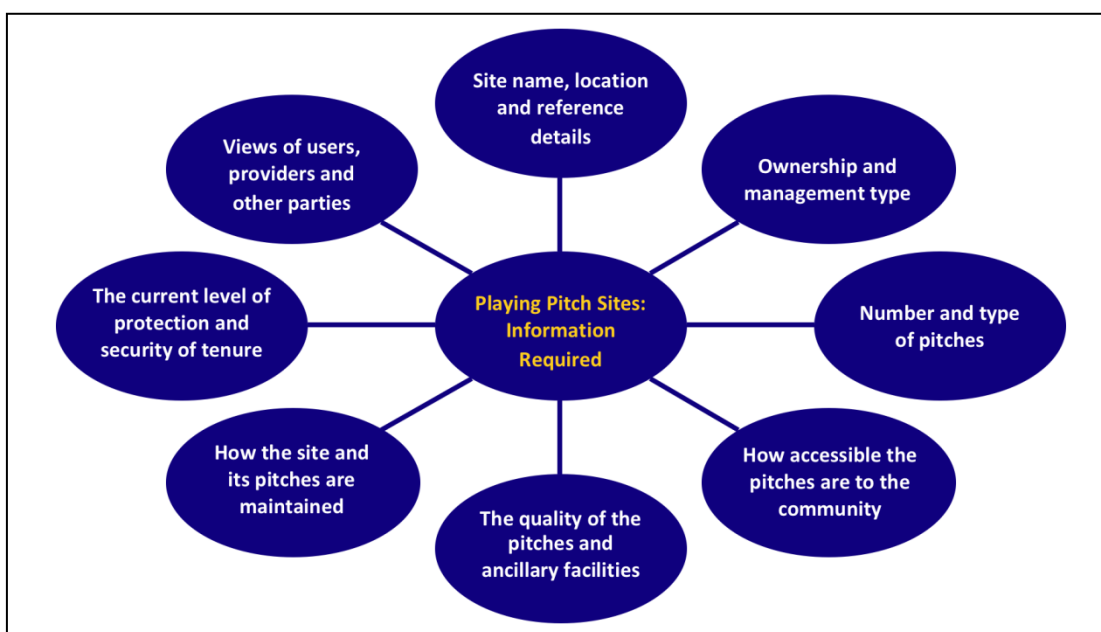
\* The RFU's '**Rugby 365**', artificial grass pitch (AGP) programme is part of its Rugby World Cup 2015 legacy of delivering more than £50m investment over four years into the development of 100 AGPs across England. The RFU investment funds two types of pitches in locations across the country to ensure maximum access and rugby participation:

- “**Rugby Turf**” pitches: 60 pitches on rugby club sites, operated by the RFU, to be used by the host club and other local clubs and education establishments, enabling games to be played and training to be maximised
- “**Rugby Share**” pitches: 40 pitches on community sites with a guaranteed number of hours for use by rugby.

### 3. Pitch Supply (Step 2)

For all four sports included in the PPS scope – cricket, football, hockey and rugby - the following pitch supply information, see diagram below, has been gathered, as far as possible, by a combination of data collection and review, surveys and consultations:

#### *Pitch Supply Overview*



*Sources of information* – The sources of information used to establish current pitch supply were: latest Sport England Active Places Power audit for playing pitches; The Sport England Facilities Planning Model National Run 2017 findings for AGPs in East Hampshire; relevant NGB, county board and club websites; NGB insight data (where available); online survey returns from sports clubs, schools and parish councils.

*Site visits and inspections* – Visits to the rugby pitches in East Hampshire and visual, non-technical inspection.

### Rugby Supply

Findings relating to natural turf rugby pitch supply in East Hampshire are summarised below.

#### Number and sizes of pitches

In the current season (2017/18), there are nine senior rugby pitches and eleven youth rugby pitches in East Hampshire.

Eight of the senior pitches are located at two community club sites owned by Town Councils - four at **Alton RFC** at Anstey Park owned by Alton Town Council and four (plus a separate mini rugby playing area) at **Petersfield RFC** at Penns Place Petersfield owned by Petersfield Town Council. A further senior pitch used by Alton RFC is located in Whitehill & Bordon at the MOD Garrison.

The youth rugby pitches are on secondary school playing fields, seven in the independent sector (at Churchers College and Ditcham Park School) and four on academy school playing fields. Aside from occasional use of pitches at Churchers College as overspill by Petersfield RFC youth section, these school rugby pitches are not available or used by the community.

Summaries of the rugby pitches in East Hampshire and their access, availability and quality for community rugby use are summarised in the following table.

**Rugby Pitches in East Hampshire**

Site Name	Sub Area	Postcode	Access	Pitches	Quality	Availability
<b>Anstey Park</b>	North West	GU34 2NB	Secured - TC	4 adult; separate floodlit training area	M1/D0 - all	High water table with natural springs, slope and poor drainage makes pitches unplayable for 5-10 weeks each season, displacing play to Bordon
<b>Eggars School</b>	North West	GU34 4EQ	Unsecured - Academy	1 youth	M2/D1 - Recent de-compaction	Not available for community hire
<b>Amery Hill School</b>	North West	GU34 2BZ	Unsecured - Academy	1 youth	M1/D0 - Compacted, poor drainage	Not available for community hire
<b>Penns Farm Playing Fields, Penns Place</b>	SDNP	GU31 4HR	Secured - TC	4 adult (2.5 floodlit); 3 junior 60x40 (u11pitch /training area & minis area)	M1/D1 - 3 adult pitches; M1/D0 1 pitch	Mini rugby area behind clubhouse and corner of 1st pitch in front of clubhouse drain poorly. High demand for floodlit training causes heavy wear to two and a half pitches from Nov to Mar
<b>The Petersfield School</b>	SDNP	GU32 3LU	Unsecured - Academy	1 youth	M1/D0	Not available for community hire
<b>Ditcham Park School</b>	SDNP	GU31 5RN	Unsecured - Private	1 youth	M2/D1	Not available for community hire
<b>Churchers College (Main Site)</b>	SDNP	GU31 4AS	Unsecured - private	4 youth	M2/D1	Occasional use by Petersfield RFC youth sides
<b>Churchers College (Penns Place)</b>	SDNP	GU31 4EP	Unsecured - private	2 youth	M2/D1	Occasional use by Petersfield RFC youth sides
<b>Hollywater Playing Field</b>	North East	GU35 0HA	Unsecured - Academy	1 youth	D0 / M0	Not usable - overgrown pitch with unsafe posts on disused playing field
<b>MOD Garrison Pitch, Bordon</b>	North East	GU35 0JB	Private - W&B Regen Co.	1 adult, floodlit	M1/D3	Alton RFC home Sat matches and u14 home Sun matches when Anstey Park pitches unplayable

### **Nearest Community Club Provision to North East Sub Area**

There is no rugby club based in the North East sub area now that the MOD barracks in Bordon has closed although the pitch still remains. **Haslemere Community Rugby Club** based at Woolmer Hill / The Edge Leisure Centre by the A3 is the nearest at just three miles from Liphook and Bramshott on the eastern boundary of this sub area. For those living more centrally in this sub area (i.e. in either Whitehill or Bordon) Haslemere RFC is equidistant to Alton RFC at between 8 and 9 miles. The Haslemere club has four pitch-sized grass areas, three with posts (one of which is floodlit for evening training) and one marked out with mini rugby pitches. The Rugby Club also uses part of the adjacent Woolmer Hill School grounds for minis training and shares a 12 changing room pavilion with other pitch sports as a member of the Woolmer Hill Sports Association.

**Farnham RFC, Farnborough RFC, Aldershot & Fleet RFC** and **Guildford RFC** are all strong community clubs located within a reasonable drive time catchment from the Whitehill and Bordon area accessible via the A31 or A3 trunk roads.

### **Nearest Community Club to Southern Parishes Sub Area**

There are no existing rugby pitches located in the Southern Parishes sub area. The closest community club with pitches is **Havant Rugby Club** with four senior pitches (with floodlights) in Fraser Road, Bedhampton just over 3.5 miles to the south of Horndean and Rowlands Castle. Cowplain School just 2 miles to the south of the district boundary also has a rugby pitch. The Havant club to the south is much closer to all residents of the Southern Parishes than Petersfield RFC to the north which is approximately 9.5 miles from Clanfield, 10.5 miles from Horndean and 13 miles from Rowlands Castle.

### **Nearest Rugby AGPs to East Hampshire**

There is no World Rugby Regulation 22 compliant floodlit artificial grass pitches (AGPs) located in the district.

The closest to the north and east of the district are in Farnborough at **Salesian College** and Samuel Cody College respectively (between 16 miles and 19 miles by road from Alton).

To the south and west of the district, the nearest rugby compliant AGP currently is at the **University of Portsmouth** in Furze Lane, about 11 miles from Horndean in the Southern Parishes. There is another at HMS Temeraire, Portsmouth but this provision is nearly 20 miles from the Southern Parishes.

However, there are firm proposals for a rugby AGP to be provided at Havant RFC just 3.5 miles to the south of the East Hampshire boundary, funded by the RFU under its 'Rugby 365' AGP investment programme as a legacy of the 2015 Rugby World Cup. Subject to the progress of tenure negotiations and planning approvals, the RFU has indicated that it proposes to invest in a 'Rugby Turf' AGP at the Havant RFC in Havant Park. The AGP will be operated by the RFU to be used by the host club and other local clubs and education establishments in the catchment area enabling games to be played and training to be maximised. This provision could be built as early as summer 2018 in readiness for use in the 2018/19 season. The RFU considers that if this AGP is delivered as planned, it will address the priority need for this facility type for community rugby clubs and schools in both Havant and East Hampshire in the short term.

Proposals identified in consultation for change in the supply of rugby pitches within East Hampshire are summarised in the following table:

**Proposed Rugby Pitch Supply Changes in the District**

Site Name	Access	Proposal	Status and Comments
<b>Penns Farm Playing Fields, Penns Place, Petersfield</b>	Secured - Town Council	<p>Petersfield Town Council propose to develop land (known as Penns Field 'B') located beyond the far boundary hedge of its' Penns Farm Playing Field (laid out as 4 rugby pitches) to provide a fifth senior rugby pitch and pitches for mini rugby and/or youth football.</p> <p>Petersfield RFC has recently extended the clubhouse balcony providing spectator seating and storage and has proposals for further facility enhancement including:</p> <ul style="list-style-type: none"> <li>○ Floodlights to a third pitch</li> <li>○ Extensions to the clubhouse</li> <li>○ Installation of dividing corridor doors to facilitate changing for women at same time as men</li> <li>○ A major 'Sports Hub' proposal in partnership with the Town Council and Petersfield Town Juniors FC to include provision of a 3G AGP for rugby and football training on land to the rear of the clubhouse.</li> </ul>	<p>Consent was granted in March 2017 for the development of 85 new dwellings on land adjacent to Penns Field 'B'. A signed S106 Agreement provides for the developer to make a 'Public Open Space Contribution' in the sum of £44,511 to the Town Council for conversion of the field, provision of football changing rooms and redevelopment of a children's play area.</p> <p>An application submitted by the Town Council to remove an established boundary hedgerow to facilitate the field conversion to pitches was rejected in January 2017 for reasons of wildlife habitat value.</p>
<b>The Garrison Ground, Bordon</b>	Private - W&B Regen Company	Development of this pitch for housing as part of the large-scale regeneration scheme for the former MOD land in Bordon. The proposals include provision of a junior size rugby pitch for school and community use on the playing field of the new Mill Chase Academy School in development on the opposite side of the road.	Planning consent for this development is secured. The pitch is scheduled to close in 2019 and the junior pitch on the new school playing field to be completed by 2020.
<b>Anstey Park (main playing field), Alton</b>	Secured - Town Council	A proposal initiated by the Rugby Club with support from the RFU for pitch drainage improvement works to improve playing quality and capacity for rugby and informal recreation use. Sport England offered the Town Council a Playing Field grant of £50k in 2013 towards these works. A specialist report by a sports turf consultancy estimated costs of £180k to upgrade one pitch and the floodlit training area with caveats as to the likely effectiveness of the works.	The Town Council declined the grant offer in 2017 in view of the lack of secured partnership funding and the project risks identified. The rugby club continue to explore the options and costs of enhancement with the RFU Pitch Advisor.
<b>Anstey Park (Diggers field), Alton</b>	Secured - Town Council	Relocating the club match pitches to this upper part of Anstey Park subject to feasibility assessment (to include ground suitability investigations and options for a second vehicular access from the north - Cadnam Park (development of 275 new dwellings with planning consent).	Planning consent for floodlighting on this higher section of the field (for rugby training) may not be achievable. It is noted that the planning consent for Cadnam Park includes a S106 Agreement with provision for a £100/dwelling contribution to provision and/or enhancement of open space facilities.
<b>New Mill Chase School - Bordon</b>	School & Comm (secured through planning)	A new, larger secondary school to replace the existing Mill Chase School and AGP. The existing school Hollywater Playing Field (with disused rugby pitch) shared with the primary school is to remain.	Planning is secured for replacement of the existing Mill Chase School and its AGP. A junior grass rugby pitch is included in the approved plans.

### **Rugby Pitch Supply Changes out of the District**

The main proposed rugby facility supply change of relevance to needs in East Hampshire is the Rugby 365 Artificial Turf Pitch that the RFU are seeking to build at Havant Rugby Club (detailed above). Should this facility go ahead as planned, then it will strengthen the draw of the Havant community club on residents of the Southern Parishes sub area of the district.

A rugby AGP in this location will also serve demand from schools in the south of the district (e.g. Horndean College) and primary schools for tag tournaments etc.

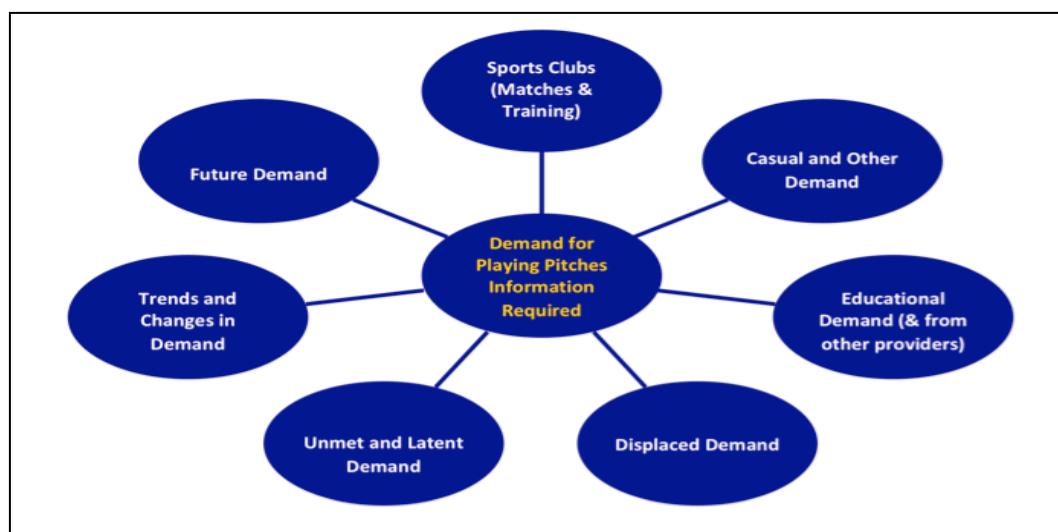
Although the location is 16 miles to the south of Petersfield, the drive time is only 20 minutes on the A3. This would mean the AGP will be just within the catchment for training sessions for the Petersfield club on those occasions when the Penns Farm Playing Field pitches are unplayable.

A recent rugby supply change in Hart District is the development of a new community club - Hook & Odiham RFC at Strouds Green, Rotherwick approximately 13 miles to the north of Alton. The RFU considers that the emergence of this new club has had a small impact on Alton RFC who have traditionally drawn players from RAF Odiham.

## **3. Pitch Demand (Step 3)**

For all four sports included in the PPS scope, the following pitch demand information, see diagram below, has been gathered, as available, by a combination of data collection and review, surveys and consultations:

### **Pitch Demand Overview**



*Sources of information* – The sources of information used to establish current rugby pitch demand were:

- Booking records of pitch providers where provided.
- Online survey returns from both the Alton and Petersfield rugby clubs re: teams, patterns of use, unmet demand, plus an analysis of floodlight use, a November 2016 proposal for a 'Penns Place Sports Hub' and concept pitch layout plans provided by the Petersfield club.
- Sport England tools - i.e. Facilities Planning Model National Run 2017 report findings for AGPs in East Hampshire and Sports Market Segmentation (SMS) trends and latent demand.

- o District population forecasts and distribution by age groups relevant to rugby to estimate additional team generation in 2028.
- o Rugby Football Union- Participation Information for East Hampshire
- o Club and league websites.

## Rugby Demand

Findings relating to rugby pitch demand in East Hampshire are summarised below.

### Clubs and Teams

East Hampshire currently has two rugby clubs based in the district, Alton Rugby Club and Petersfield Rugby Club. Both clubs currently play all their home matches in the district, although the Alton senior teams use a pitch in Bordon for 2-3 months each season for match play when the pitches at Anstey Park are water logged.

**Petersfield Rugby Club** - The club's home base is at Penns Farm Playing Fields, Penns Place, Petersfield, (SDNP).

The club has steadily expanded its number of teams over recent seasons to 4 men's teams (3 Saturday sides and an occasional Vets side), 7 male youth teams and 6 mixed mini rugby teams from u6 to u11. Registered team numbers and membership numbers from the club's survey return are:

Petersfield RFC	Juniors (teams)	Men (teams)	Women (teams)	Total
2017 - Club survey	415 (13)	90 (4)	0 (0)	505

An analysis of use of the floodlit pitches provided by the club evidences the high demand for these two pitches on weekday evenings from club squads, from a local schools' initiative for evening inter school matches, and visiting teams including some Hampshire Player Development Pathway sessions. The figures show a high level of use over the past two seasons and supports the needs case for lighting to a third pitch to spread the use and wear more evenly across the pitches:

Period	No. of player sessions under floodlights	Average per week
September 2015 to February 2016	3,617	145
September 2016 to February 2017	3,139	125

**Alton Rugby Club** - The club's home base is at Anstey Park in the centre of Alton. (North West).

This club's playing membership numbers are similar to those of Petersfield RFC although fewer teams are run. According to the club have not changed substantially from over the past three seasons.

Alton RFC	Juniors (teams)	Men (teams)	Women (teams)	Total
2017 - Club survey	400 (10)	100 (3)	0 (0)	500

Both clubs participate in the RFU Grow the Adult Game initiatives (e.g. adult touch) and are actively seeking to develop girls' rugby through running girls academy sessions promoted in schools.

### Active People Survey

The final Active People Survey 10 (Oct 2015 - Sept 2016) showed that adult (16+) participation in rugby nationally grew by 0.02% over the previous 12 months.



0.46% of adults (16+) in England played rugby for at least 30 minutes once a week in 2015/16. Comparable data at Hampshire and District level is not available due to insufficient sample size.

Participation by girls beyond mini rugby and by women remains a challenge in this part of the county despite national growth in the women's game stimulated in part by the success of the England Women at international level.

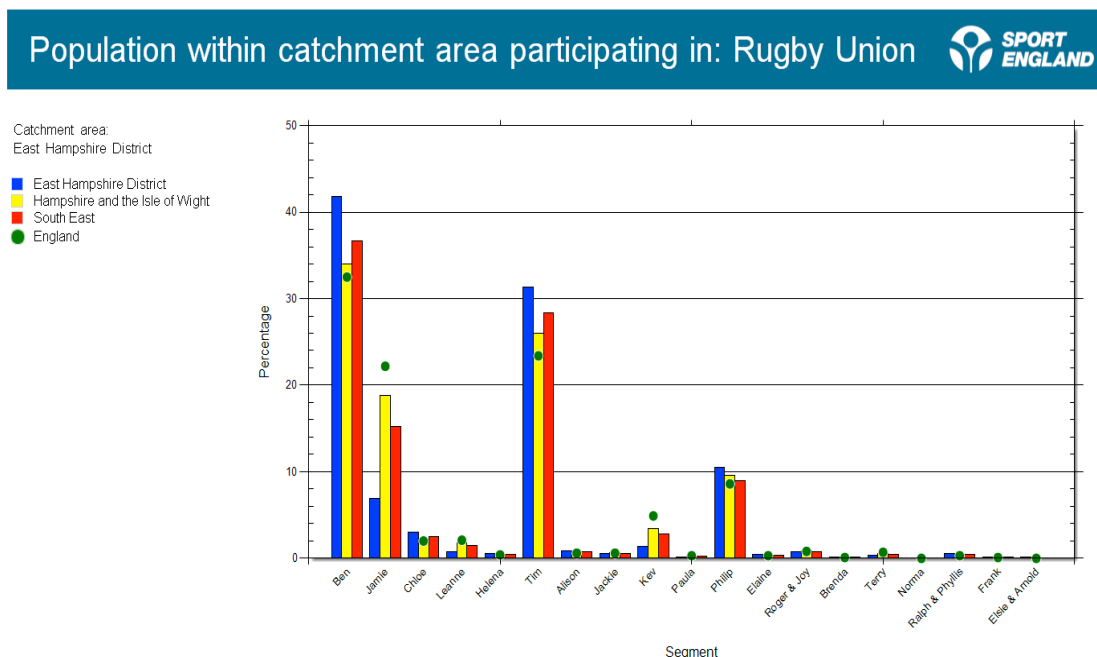
If rugby participation in East Hampshire were at the national average, this would indicate around 160 adults (aged 16+) living in the District play rugby (out of an adult population of approximately 34,660 (male and females) in the prime 19-45 yrs adult age range for rugby participation). With combined adult rugby club membership of the two rugby clubs of approximately 190 (i.e. 0.55% of resident adults in the prime rugby age group), East Hampshire exceeds the national adult participation rate for rugby by 0.09%.

**Market Segmentation and Latent Demand**

As the two graphs below illustrate, there is higher demand from those Sports Market Segmentation Groups 'Ben', 'Tim' and 'Philip' playing and wanting to play rugby in East Hampshire (the blue column) compared to the averages across the County Sports Partnership area (Hampshire and IoW), the SE region and England as a whole. Among the female Groups, 'Chloe' is more likely to play or want to play rugby in East Hampshire than the average for this group across the county, region and country. The main characteristics of these four main Groups already playing the game or interested in playing (i.e. latent demand) are:

- o **Ben** - competitive male urbanites, recent graduates with a work hard play hard attitude
- o **Tim** - settling down males, sporty professionals, buying a house and settling down with a partner
- o **Philip** - comfortable, midlife males, professional, sporty with older children and more time for themselves
- o **Chloe** - fitness class friends, young image conscious females keeping fit and trim

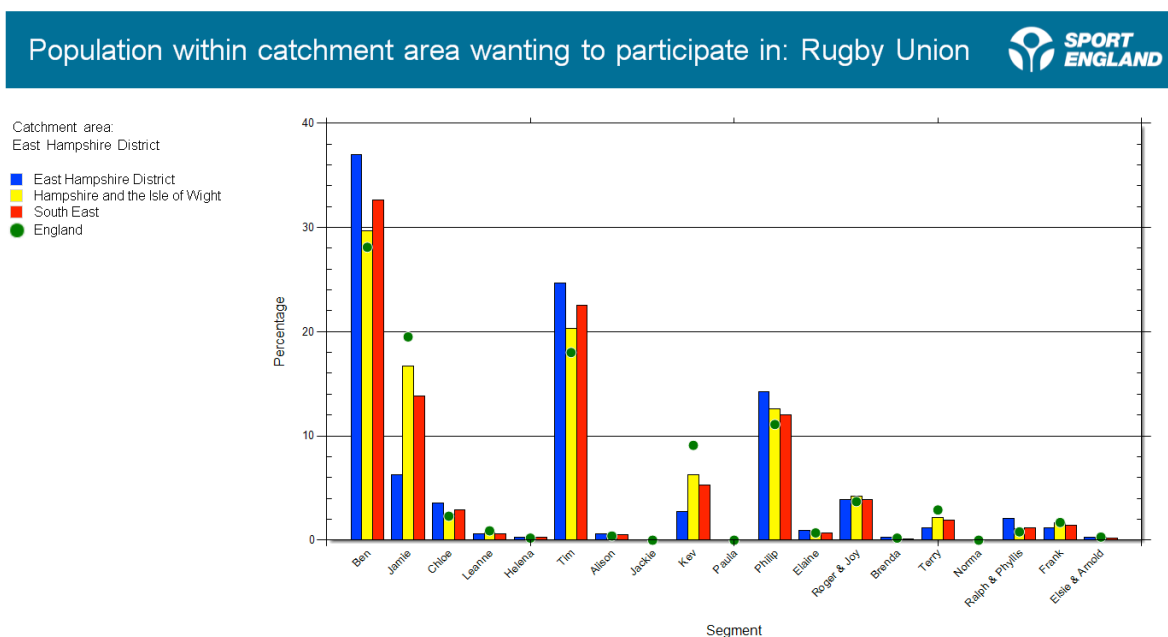
**Market Segmentation – currently participating in Rugby**



Source: Sport England Sports Market Segmentation (September 2017)



**Market Segmentation – would like to participate in Rugby**



Source: Sport England Sports Market Segmentation (September 2017)

As the graphs illustrate, there is stronger than average demand for the sport across the district evidencing the need for suitable facilities.

In East Hampshire there is a higher than average participation rate and latent demand among the professional male Groups - Ben, Tim, Philip - in particular. These Groups also have higher than average representation in the district population. Targeting these groups - and Chloe (young females) - by providing and promoting opportunities for social play (e.g. vets sides) and less physically demanding forms of the game (e.g. Adult Touch and TAG) it is clear there is good potential to grow the game further in East Hampshire.

Casual Demand

The RFU is supporting the clubs and schools in East Hampshire to encourage these less formal forms of the game outside of the league structure. Mixed O2 Touch Rugby sessions for people aged 14 and over are programmed weekly in summer from May by Petersfield RFC at Penns Place, either on the Penns Farm Playing Fields or in the Sports Hall at the Taro Leisure Centre. In Alton, Alton RFC run Ladies Touch Rugby sessions on Tuesday evenings in summer for six weeks from early May at Anstey Park for over 16s.

Schools Rugby

A significant contributory factor to the higher than average take up of rugby by adults in East Hampshire is the extent to which rugby is taught and played competitively in the secondary schools in the district, particularly in the independent sector at Churchers College in Petersfield and Ditcham Park School. Rugby is also well supported in several of the community academy schools for example at The Petersfield School, Eggars School, Bohunt College and Horndean College. Pupils from all these schools feed into the two community clubs in the district.

Other Rugby Activities

Both the Alton and Petersfield rugby clubs programme Open Days/Rugby Festivals at the start of each season in September and Tournaments Minis/ 7s at the end of the season in May.

**Rugby - Expressed Club Demand**

East Hants Based Rugby Clubs and Teams	2017/18 League	Home Ground	Other Grounds Used
<p><b>Alton Rugby Club</b></p> <ul style="list-style-type: none"> <li>▪ 3 men's sides</li> <li>▪ 10 junior sides/squads</li> </ul> <p>500 players 2017</p>	<p>1st XV - Hampshire 2</p>	<p><b>Anstey Park, Alton</b> - poor draining, compacted pitches, owned by Alton Town Council and shared with community use. Club's own quality rating 2/5.</p> <p>Open access site used for main town summer events (e.g. vintage vehicle rally, summer fair, dog events) and informal recreation. England Athletics trim trail with distance markers around Park.</p> <p>Own clubhouse with social facilities only - no changing (club's own quality rating of 4/5) with recently extended terrace. Leased from Alton Town Council (19yrs unexpired).</p> <p>Use modern changing facilities in separate building - Finnimore Pavilion - owned, managed and maintained by the Town Council. Good quality (c. 5 years old) although insufficient hot water capacity for showers on busy match days.</p> <p>Shared car parking.</p>	<p><b>The Garrison Ground, Bordon</b> - typically for 5-10 weeks when Anstey Park pitches too wet to play (matches and midweek training under lights)</p>
<p><b>Petersfield Rugby Club</b></p> <ul style="list-style-type: none"> <li>▪ 3 men's sides</li> <li>▪ 1 vets side</li> <li>▪ 13 junior sides/squads</li> </ul> <p>505 players 2017</p>	<p>1st XV - London 3 South West</p>	<p><b>Penns Place, Petersfield</b> - generally well draining pitches owned by Petersfield Town Council, although localised problem in corner of main pitch in front of clubhouse and on separate minis area to rear of clubhouse (owned by EHDC). Club liaising with PTC concerning minor modifications to pitch maintenance regime. Club's own quality rating of main pitches 5/5.</p> <p>Open access site but not generally used by community for events or informal recreation. Club hires for occasional Company fun days, 5 a side football in summer.</p> <p>Own clubhouse with large bar and social areas, 6 large changing rooms (club's own quality rating 5/5) with recently upgraded players' gym, extended balcony and spectator seating and proposals to modify circulation and install doors to facilitate access for female players and officials.</p> <p>Pre-planning proposals for further extension of accommodation to support financial sustainability of club - e.g. additional capacity for weddings, parties, corporate training days, seminars etc. Leased from EHDC (c. 50yrs) with ongoing discussions regarding a possible Community Asset Transfer.</p> <p>Shared car parking.</p>	<p><b>Churchers School</b> - Occasional use of school pitches at main site or at the School's Penns Place Playing Field on Sunday mornings for youth/minis when tournaments or other one off events are programmed on the main pitches</p>

Club aspirations for growth

Both clubs based in East Hampshire have aspirations for further growth:

Alton Rugby Club are part of the RFU 'Grow the Adult Game' initiative and have undertaken additional work with local schools in the current season to attract more junior/mini players. The club ran a girls only rugby academy for two days in October half term to try and start attracting girls to the club.

Petersfield Rugby Club would also like to grow female participation and membership across the board facilitated by providing an additional pitch, a third set of training lights to enable greater rotation to reduce pitch wear and, ideally, in the longer term, provision of a World Rugby Regulation 22 and FA Register quality floodlit AGP at Penns Place for shared use with football for training and youth and minis match play.

## 4. The situation at individual sites (Step 4)

### Rugby sites

The pitches were quality-assessed towards the end of the 2016/17 playing season. The assessments and ratings for both pitch maintenance (M0 to M3) and pitch drainage (D0 to D3) were reviewed by representatives of the RFU and agreed.

Carrying capacity for rugby is a measure of the number of match equivalent sessions of play (matches or training) each week that the pitch can accommodate during the main winter season and relates to RFU guidance related to combined scores per pitch for maintenance and drainage.

The table below summarises the situation at each rugby pitch site with regard to:

1. *Pitch supply* (including the quality ratings) and conclusions reached as to the amount of play a site can accommodate (i.e. its carrying capacity for community use) based on RFU published guidance.
2. *The amount of play that takes place at each site* (i.e. the expressed demand) adjusted to reflect any casual or education use in addition to club use for matches and training in the peak community hours.
3. *The comparison* (shown as a RAG rating) as to whether, for each pitch type it contains, a site is:
  - **RED** - Being overplayed (current use exceeds the carrying capacity)
  - **AMBER** - Being played to the level the site can sustain (current use matches the carrying capacity), or
  - **GREEN** - Potentially able to accommodate some additional play (current use falls below the carrying capacity)

#### Situation at Individual Sites - Club Grounds

Site	Pitch Rating	No.	Capacity - MES/week	Est. Use	RAG	Use Assumptions/ Comments
<b>Anstey Park</b>	M1/D0	4	6	6.5		Alton RFC - 1 Sat adult home; 0.5 Sat colts home; 4 Sun youth/ minis; training off pitches; 1 informal use.  Anstey Park is an overplayed site due to the poor quality of the pitches (or it would be if so many games each season were not displaced to the Garrison Ground in Bordon which is scheduled to close within the next two years)
<b>Penns Farm Playing Fields</b>	M1/D1 M1/D0	3 1	10.5	9		Petersfield RFC - 2 Sat adult home; 4 Sun youth/minis; 2 training on adult pitches; 1 for Hants/Havant youth use plus festival/ tournament use.  Penn's Farm is played very close to its capacity (pitches saved from overplay by the dedicated minis area to the rear of the clubhouse and unsecured access by arrangement to Churchers College youth rugby pitches on occasion - e.g. to accommodate events on Penns Farm Playing Field).

**Situation at Individual Sites - Schools and Private Sites**

The following other sites have marked and maintained rugby pitches for a minimum of one winter term (in the case of the school sites). However, these sites are of limited value for community rugby aside from occasional use in the context of the RFU's strategic priority is to concentrate play at secured community club sites to help the financial sustainability of community clubs. Hence, no RAG rating is shown for these sites in the district where rugby is played.

Site	Pitch Rating	No.	Capacity - MES/ week	Est. Use	Use Assumptions/ Comments
<b>Garrison Pitch, Bordon</b>	M1/D3	1 adult	3	1.5	Alton RFC home Sat matches and u14 home Sun matches when Anstey Park pitches unplayable, midweek training (5-10 weeks) Occasional hires for one off matches.  Consents secured for future redevelopment of site and for a new junior size pitch with secured community use at the new Mill Chase Academy from 2019.
<b>Churchers College, Petersfield (Ramshill)</b>	M2/D1	4 youth	12	College only	Heavy use by College for PE, team practice and inter school matches, weekdays and Saturdays
<b>Churchers College, Petersfield (Penns Place)</b>	M2/D1	2 youth	6	College mainly	Heavy use by College for PE, team practice and inter school matches - overspill from main site. Occasional use by Petersfield RFC youth sides overspill when displaced from Penns by events
<b>Ditcham Park School</b>	M2/D1	1 youth	3	School only	Use by school for PE, team practice and inter school matches, weekdays and Saturdays
<b>The Petersfield School</b>	M1/D0	1 youth	1.5	School only	Use by school for PE, team practice and inter school matches, weekdays only. Not cost effective to enhance this pitch to good quality to permit any community use.
<b>Eggars School, Alton</b>	M2/D1 Recent de-compaction	1 youth	3	School only	Use by school for PE, team practice and inter school matches, weekdays only.
<b>Amery Hill School, Alton</b>	M1/D0 Compacted, poor drainage	1 youth	1.5	School only	Use by school for PE, team practice and inter school matches, weekdays only. Not cost effective to enhance this pitch to good quality to permit any community use.
<b>Hollywater, Bordon</b>	M0/D0	1 youth	0 overgrown	Not in use	This playing field serves both Hollywater Primary School and the existing Mill Chase Academy. In spring term 2017, it was overgrown with broken goal posts and only being used by dog walkers. With relocation of Mill Chase Academy playing pitches to a new site in 2019/20, the primary school will assume exclusive access to this playing field.

## 5. The current and future pictures of provision (Step 5)

### Rugby provision

#### Current

From comparing the combined adult membership of the two community clubs in the district and comparing this with the national average adult participation rate for the sport, it is clear that demand for rugby is stronger across East Hampshire than the national average. This strong demand is driven by a particularly well developed base of schools rugby (in both the academy and independent schools sectors) which feeds players into two well established community rugby clubs based in the two main towns in the district. Latent demand in the district to play rugby is also greater than the regional and national averages in a large proportion of the Sports Segmentation Groups in the district population.

Rugby demand is also strong relative to the national average in the neighbouring local authority areas within Hampshire and Surrey all of which have a least one large community club, some more than one.

Of particular relevance to the picture of provision in East Hampshire are the community clubs bordering the north east of the district - e.g. in Haslemere, Farnham, Farnborough and Aldershot. Given the short travel times to these clubs on the A31 and A3 trunk roads, they are likely to exert a significant draw on demand from the Whitehill and Bordon sub area.

Similarly, residents of the Southern Parishes sub area of East Hampshire are much closer to Havant Rugby Club with four senior pitches (with floodlights) located just 3.5 miles to the south of Horndean and Rowlands Castle.

The existing supply in East Hampshire of eight secured grass senior rugby pitches for community club rugby (i.e. excluding supply on education and privately owned sites) is greater than that in three of the seven neighbouring local authorities (Havant 4; Hart 7; Chichester 7), the same as in Waverley Borough and in Basingstoke & Deane, and two fewer than in Winchester & District.

The secured rugby pitches in East Hampshire are reasonably well distributed to meet demand. Four located in the north (at Anstey Park, Alton), and four towards the south in Petersfield (Penns Place).

Under a supply scenario that considers the eight **secured community club pitches only** - i.e. excluding ad hoc access by arrangement to additional pitches at Churchers College (Petersfield RFC) and Bordon Garrison (Alton RFC) - the analysis evidences a clear deficiency in current supply to meet all rugby demand expressed at the two community clubs.

In Petersfield, secured access to one additional good quality pitch would be needed by Petersfield RFC if the College pitches were not available on those Sundays when youth home matches are displaced by adult games or festivals on the Penns Farm pitches.

Similarly, in Alton, secured access to one additional good quality pitch would be needed if the Garrison pitch was not available during those weekends when home match play and training is displaced from Anstey Park due to water-logging.

While providing this additional secured supply of rugby pitches is highly desirable to safeguard against the risk of future loss of access to 'overspill' supply on school and private sites, the current facility priorities are to enhance the quality of pitches available to the Alton club in Anstey Park and to provide training lights to a third pitch at Penns Farm Playing Fields.

## Future

### ***Potential impact of supply changes***

The only committed project of relevance to the future picture of provision in East Hampshire for rugby is the replacement of the existing Mill Chase School. A junior grass rugby pitch is included in the approved plans for the new school playing fields. This new provision will serve to partially replace the Garrison senior floodlit pitch as this site has consent for development. Programmed for completion in 2020, this supply change would provide a replacement overspill pitch for the Alton club - although only for its youth teams and minis section - if a solution has not been found in the interim to improve the pitches at the club's home ground in Anstey Park.

It will be important to ensure that community club access to this replacement rugby pitch on the new school field is secured for the long term (through enforceable planning and/or funding conditions) both to provide the Alton club with continued 'overspill' provision for its youth teams and mini rugby and - in the long term - to support possible future demand for development of a community rugby club (or a satellite to one of several established clubs in the catchment area) as the population of Whitehill & Bordon grows in the North East of the district.

At Penn's Playing Fields in Petersfield, the RFU has allocated funding in its capital investment programme for 2018/19 to support Petersfield RFC to provide training floodlights to a third pitch. This will increase the training capacity at this club and help to spread wear on the pitches to maintain their overall playing capacity and the quality of player experience.

A further project with a current planning consent at Penns Place is of direct significance to the picture of future pitch provision. This is the proposal to provide a fifth senior pitch for use by the Petersfield Club to the rear of the existing four pitches. The Town Council has secured planning consent for expansion of the playing field, subject to securing an enabling consent to remove a dividing hedgerow with value as a wildlife habitat. This additional playing area would facilitate further team growth at the Petersfield club to include women and youth girls teams in line with the club's development plan while enabling the good standard of the existing four pitches to be maintained. By securing a fifth pitch, the club would also no longer rely on unsecured 'overspill' access to pitches at Churchers College.

Finally, the proposals of the RFU in partnership with the Havant club to provide a Rugby 365 AGP (currently at pre-planning stage), will have a significant impact if it proceeds as planned. The proximity of this club to the Southern Parishes of Rowlands Castle, Horndean and Clanfield will draw demand from these parishes as well as from local schools for tournaments etc. With a travel time of 20 minutes from Petersfield this AGP will, if provided, serve as a training option for the Petersfield club on those occasions when the floodlit pitches at Penns Place are unplayable.

### ***Potential impact of population change***

Future population growth figures have been calculated for the period of this strategy against the primary age groups for rugby participation. The population growth estimates in the table below have been provided by EHDC Planning Service and are based on the Strategic Housing Requirement Assessment (SHRA) Scenario B.

Assuming current rugby 'team generation rates' (i.e. the number of residents in the prime rugby age groups in the district population per existing rugby team), and the forecast population growth to 2028 in these age groups, it can be calculated that demand for approximately 4 additional teams will be generated by 2028 requiring additional playing capacity (see table below).

**Population Projections and Rugby team Generation Rates**

Age Group	No. Rugby Teams 2017	Pop in Age Group 2011	Pop in Age Group 2028	Current Team Generation Rate	Pop Change in Age Group	Potential Change in Rugby Team No's
Senior Men (19-45yrs)	7	16,981	19,306	2,426	2,325	<b>+1 team</b>
Senior Women (19-45yrs)	0	17,682	20,095	n/a	2,413	-
Junior Boys (13-18yrs)	10	4,820	5,480	482	660	<b>+1.4 teams</b>
Junior Girls (13-18yrs)	0	4,541	5,165	-	624	-
Minis (boys and girls aged 7-12)	12	8,162	9,279	680	1,117	<b>+1.6 teams</b>
<b>Total</b>	<b>29</b>					<b>+4 teams</b>

**Potential impact of demand trends and how pitch sports are played**

National trends show a reduction in interest in taking part in sports that demand a commitment to regular attendance, in favour of a more casual involvement. However, this national picture is not reflected locally in East Hampshire where both community rugby clubs have enjoyed stable membership numbers in recent seasons and some growth at the Petersfield Rugby Club.

Alongside this local area growth in the traditional forms of rugby, there is also modest but steadily growing demand for less formal pay and play game formats that do not require long term commitment to a club. Both clubs are engaged in the RFU's O2 Touch programme. The Petersfield club promotes weekly informal sessions on Tuesday evenings through the summer for both genders aged 14 and over. The Alton club promotes girls and women only sessions over six Monday evenings in summer. Demand for these types of sessions is likely to grow in East Hampshire over the strategy period - via both the two clubs and secondary schools - encouraged by the RFU's Rugby Development Team.

**Rugby club growth aspirations**

It is noted that as women and youth girls rugby participation is negligible, the development plans of both clubs for the women's game are not reflected in the above table. Both clubs have expressed commitment to grow junior girls and women playing membership building from the mixed minis age group squads to age 12 and their Touch sessions. In consultation, both clubs have expressed aspirations to continue to expand. This has not been quantified in terms of numbers of new teams as it is clear that at the Alton club in particular capacity for growth will depend on improving the quality of the existing pitches. At Petersfield, the current facility development aspirations of the club - including an additional pitch and a further set of floodlights - are to ensure that future growth does not compromise the quality of the playing and training experience for the existing large playing membership.

The impact of these factors on the overall picture of pitch provision for rugby in the district will need be kept under periodic review over the ten-year period of the strategy.

At the present time, the assessment of future community demand for rugby supports the case for provision of one further pitch in the district by 2028 with the Petersfield area the priority location. The priority in Alton is clearly for enhancement of pitch quality.



## 6. Key findings and issues (Step 6)

Rugby	
<p><b>The main characteristics of the <u>current</u> supply of and demand for provision</b></p>	<ul style="list-style-type: none"> <li>○ The existing supply in East Hampshire of eight grass senior rugby pitches on community club sites is greater than that in three of the seven neighbouring local authorities (Havant 4; Hart 7; Chichester 7), the same as in Waverley Borough and Basingstoke &amp; Deane and two fewer than in Winchester &amp; District.</li> <li>○ The secured rugby pitches in East Hampshire are reasonably well distributed to meet demand. Four located in the North West (at Anstey Park, Alton), and four towards the south of the SDNP area in Petersfield (Penns Place).</li> <li>○ Although there are no rugby pitches or community clubs in the Southern Parishes, there is good accessible supply at Havant RFC less than four miles away from most parts of this sub-area. Similarly, the towns and larger settlements in the North East of the district (Whitehill, Bordon, Liphook) are well served for community rugby by supply just across the border with Waverley Borough.</li> <li>○ The supply in both Alton and Petersfield is on secured community sites in the ownership of the respective town councils.</li> <li>○ Demand for rugby is stronger across East Hampshire than the national average. This strong demand is driven in the SDNP area of the district by the Petersfield RFC which, in recent seasons, has improved its league status at senior level (to London 3 SW), grown its youth section and links with local schools and enhanced the clubhouse and the club's commercial operations to provide greater financial sustainability.</li> <li>○ Demand for rugby in the North West sub area of the district is centred on Alton RFC based in Anstey Park. Although this is a large park in a central, accessible location, the pitches regularly become waterlogged and unplayable mid season making it necessary for the club to hire a former MOD pitch in Bordon in the North East nearly 8 miles away for home matches and training. This impacts on the club's attractiveness to players and its secondary income stream. While the membership has remained stable in recent seasons, if this supply issue is not resolved, it may place the sustainability of the club at risk.</li> <li>○ Rugby demand in East Hampshire is also driven by a particularly well-developed base of schools rugby (in both the academy and independent schools sectors) which feeds players into the two established community rugby clubs.</li> <li>○ Latent demand in the district to play rugby is also greater than the regional and national averages in a large proportion of the Sports Segmentation Groups in the district population.</li> </ul>
<p><b>Is there enough accessible and secured community use provision to meet <u>current</u> demand?</b></p>	<p><b>NO</b></p> <ul style="list-style-type: none"> <li>○ Under a supply scenario that considers the eight <b>secured community club pitches only</b> - i.e. excluding ad hoc access by arrangement to additional pitches at Churchers College (Petersfield RFC) and Bordon Garrison (Alton RFC) - the analysis evidences a clear deficiency in current supply to meet <u>all</u> rugby demand expressed at the two community clubs.</li> <li>○ In Petersfield, secured access to one additional good quality pitch would be needed by Petersfield RFC if the College pitches were not available on those Sundays when youth home matches are displaced by adult games or festivals on the Penns Farm pitches.</li> <li>○ Similarly, in Alton, secured access to one additional good quality pitch would be needed if the Garrison pitch was not available during those weekends when home match play and training is displaced from Anstey Park due to water-logging.</li> </ul>
<p><b>Is the provision that is accessible of sufficient quality and appropriately maintained?</b></p>	<p><b>NO</b></p> <ul style="list-style-type: none"> <li>○ While providing additional secured supply of rugby pitches is highly desirable to safeguard against the risk of future loss of access to 'overspill' supply on school and private sites, the current facility priorities are to enhance the quality of pitches available to the Alton club in Anstey Park and to provide training lights to a third pitch at Penns Farm Playing Fields to spread wear and allow these pitches to be maintained to a good standard.</li> </ul>

	<ul style="list-style-type: none"> <li>At Anstey Park, if specialist studies establish the pitches in their existing location cannot be enhanced cost effectively, the relevant parties could consider the feasibility of establishing replacement senior pitches on the flat, better draining area at the top of the Park (known as Diggers Field) accessible from the north (via Cadnam Park) with an area for car parking.</li> </ul>
<p><b>What are the main characteristics of the <u>future</u> supply and demand for provision?</b></p>	<ul style="list-style-type: none"> <li>Assuming current rugby 'team generation rates', and the forecast population growth to 2028 in these age groups, it can be calculated that demand for approximately 4 additional teams will be generated by 2028 requiring additional playing capacity. This estimate is likely to be a little understated as it does not take into account the clubs' development plans to grow the adult game particularly among women and girls from the current very low base.</li> <li>Future facility supply to meet this growth in demand is likely to include provision of floodlights to a third pitch at Penn's Farm Playing Fields. The RFU has allocated funding for this project in its 2018/19 capital investment programme. Planning consent is unlikely to be a barrier as part of the playing field is already floodlit.</li> <li>Also at Penns Farm, Peterfield Town Council has secured planning consent for expansion of the playing field (onto Penns Field 'B'), subject to securing an enabling consent to remove a dividing hedgerow with value as a wildlife habitat. This additional playing area - providing a fifth senior rugby pitch - will facilitate further team growth at the Petersfield club to include women and youth girls teams in line with the club's development plan while enabling the good standard of the existing four pitches to be maintained. By securing this additional capacity, the club will also no longer rely on unsecured 'overspill' access to pitches at Churchers College.</li> <li>Future supply will also include a new junior rugby pitch in Budds Lane, Bordon as part of secured agreements for sports facilities to be provided at the replacement for the existing Mill Chase Academy. This provision will mitigate the closure of the existing Garrison rugby pitch also in Budds Lane. It will be important to ensure that community club access to this pitch at weekends is secured for the long term (through enforceable planning and/or funding conditions) both to provide the Alton club with continued 'overspill' provision for mini and youth rugby and - in the long term - to support possible future demand for development of a satellite junior section to one of the established community rugby clubs in the North East sub area as the population of Whitehill &amp; Bordon grows.</li> <li>Finally, the RFU in partnership with the Havant rugby club have pre-planning proposals to provide a Rugby 365 AGP at the club's ground in Havant Park as part of the legacy from the 2015 Rugby World Cup. This supply change will have a significant impact on rugby in East Hampshire if it proceeds due to its proximity of this club to the Southern Parishes of Rowlands Castle, Horndean and Clanfield. An AGP in Havant Park will serve demand from these parishes as well as from local schools for tournaments etc. With a travel time of 20 minutes from Petersfield it will also provide a training option for the Petersfield club on those occasions when the floodlit pitches at Penns Place are unplayable.</li> </ul>
<p><b>Is there enough accessible and secured community use provision to meet <u>future</u> demand?</b></p>	<p><b>NO</b></p> <ul style="list-style-type: none"> <li>There is already reliance on two unsecured private pitches in Bordon and Petersfield to meet existing demand from the two community rugby clubs based in the district. As the population of the district grows, at least four additional teams are likely to be generated (one senior, three youth/minis) plus the potential for women's and youth girls' teams, subject to the success of the clubs' and RFU in developing the women's game locally.</li> <li>To meet this future demand will require a minimum of two additional secured pitches available in the peak weekend hours.</li> <li>At the present time, the clear short-term priority is the upgrade of the existing pitches at Anstey Park or implementation of an alternative solution on this site that meets the long-term needs of the Alton club (while recognising the important role of this Park as a public open space). The planned closure of the Garrison site in Bordon will result in loss of access to an alternative senior pitch for matches and midweek training under lights when the Anstey Park pitches are unplayable. This increases the urgency to resolve the pitch quality issues at Anstey Park.</li> <li>The needs analysis also supports the case for provision of a third set of training lights and a further senior pitch at Penns Place.</li> <li>The Petersfield club's plans for minor adaptations to the circulation areas in the clubhouse are also needed to facilitate growth of the women's game.</li> <li>In the North East sub area, securing long term community access in the peak weekend hours to the new junior size pitch to be provided on the new school playing field in Budds Lane is necessary both to provide the Alton club with secured overspill pitch space for its minis and juniors and to allow for growth in rugby demand (and potential for future development of a new junior club or satellite to an established club) in view of the substantial housing to be built in this area over the strategy period.</li> </ul>

- |  |   |
|--|---|
|  | <ul style="list-style-type: none"><li>○ There is no current needs case for a rugby AGP in the district given the RFU's proposals close by in Havant. However, in the longer term (5-10 years), a needs case may develop for provision of a 'Rugby Share' AGP at Penns Place subject to progress of the rugby club and the town's football clubs in delivering development growth.</li></ul> |
|--|---|